


 **GOULDS PUMPS**

Goulds 7200CB

API 610 11th Edition / ISO 13709 2nd Edition

API BB5 Barrel Multistage, Radially Split

In-Line Diffuser Type



ITT

ENGINEERED FOR LIFE

Proven API Leadership

Complete API Offering

- Over 20,000 units installed
- Over 3,000 between bearing pumps installed
- 40+ years of API expertise

Global Coverage

ITT Goulds Pumps has the global coverage needed to serve multi-national companies in any region.

Industry Leading Hydraulic Coverage

- We offer extensive coverage to meet your process needs.
- Better hydraulic fits can mean improved efficiency and long-term reliability and parts life.

8000 HP / 6000 kW Testing Capability

- Our expanded test facility can test your pump in the most demanding conditions.
- Testing at rated speeds is critical to assess the impact of dynamic conditions including vibration.

API Engineering Expertise

- We package engineered pumps to meet your demanding applications — that fully conform to the latest API specifications.
- Engineered Packaging with a wide range of drivers, seals, piping, nozzle conformance, flanges, baseplates and QC testing.
- ITT is a world leader in technology and engineering, including hydraulics, materials science, mechanical design and fluid dynamics.



Goulds 7200 CB

Goulds 7200CB

High Temperature, High Pressure Low Specific Gravity BB5 Barrel Pumps for Critical Services.

- Capacity to 4,000 GPM (910 m³/h)
- Total Dynamic Head to 9,000 feet (2740 m)
- Temperature to 800° F (425° C)
- Pressure to 4,000 PSIG (275 Bar)
- Operating Speeds to 6,000 RPM



Goulds API Portfolio

API Type	Goulds Model	Capacity GPM (M ³ /Hour)	TDH Feet (Meters)	Temperature °F (°C)	Pressure PSIG (kg/cm ²)
OH-2	3700	8500 (1930)	1200 (360)	800 (425)	870 (60)
OH-3	3910	6000 (1360)	750 (230)	650 (340)	600 (42)
BB-1	3610	50000 (11355)	700 (215)	300 (150)	300 (21)
BB-2	3640	7500 (1700)	2500 (760)	850 (455)	1130 (75)
BB-2	3620	20000 (4540)	1500 (455)	850 (455)	1000 (70)
BB-3	3600	8500 (1930)	9000 (2740)	400 (205)	4000 (275)
BB-5	7200CB	4000 (910)	9000 (2740)	800 (425)	4000 (275)
VS4	API 3171	3180 (720)	525 (160)	450 (232)	750 (50)
VS1	VIT	70000 (14760)	3500 (1060)	500 (260)	2500 (175)



Goulds 3700



Goulds 3600



Goulds 3610



Goulds 3620



Goulds 3640

Trusted Technology

Model CB upgraded to 11th edition. Over 30 years of successful installations.

Proven Reliability

Properly designed balance drums are critical to a BB5 pump's reliable control of axial thrust forces. We exhaustively test the pumps over the allowable flow range and over the range of allowable wear clearances (1x to 2x clearances) to determine the range of axial thrust forces to properly size the balance drum. The result is reliable operation over the range of allowable conditions.

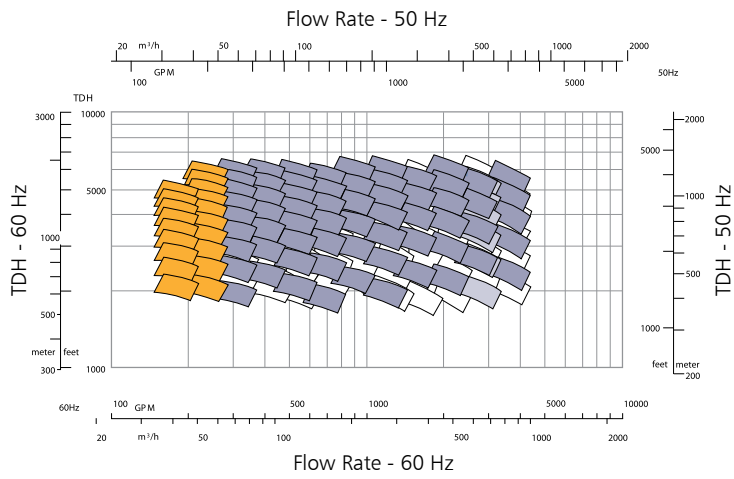
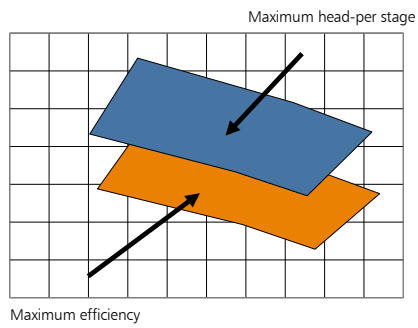
Easy Maintenance

For Model 7200CB pumps, customers can quickly dismantle and remove the complete cartridge using our BB5 cradle tool. The pump casing and nozzles remain connected to speed removal.



World Class Hydraulics

There are two sets of curves available. One set is optimized for maximum head-per-stage while a second set is optimized for maximum efficiency.



Goulds 7200CB

API 610 11th Edition / ISO 13709 2nd Edition

API BB5 Barrel Multistage, Radially Split
In-Line Diffuser Type

Impeller Arrangements

In-line diffuser type design.

Diffusers / Impellers

Metal to metal stage casing fits. Key driven and shrink fit impellers secured against axial movement in both directions.

Fully-Shrouded Diffuser Standard

Increases reliability by nearly eliminating diffuser fatigue.

Low Vibration Design

Precision investment impeller castings and dynamically balanced rotor for low vibration.

Robust Rotor Design


With large stepped shaft and higher L3 / D4 ratios.


Pull-Out Cartridge Assembly

Stage casings sealed by discharge pressure. Cartridge removed on larger pumps with cartridge assembled.

Barrel Outer Casing

Centerline mount, radial split, full design pressure. Cast barrel and nozzles. Custom nozzle locations / orientation available.





Balance Drum

Designed over allowable flow range and clearances to reliably balance axial forces.

Rigid 360° Bearing Bracket

Ball radial and duplex thrust. Pressure lubricated sleeve radial / tilting pad thrust. INPRO™ isolators

Flanges

Heavy duty class 900#, 1500#, and 2500# RF or RTJ flanges. 600# and 900# available on suction flange.

API 682 Seals

Accept a wide variety of seals, seal options and flush plans per API 610 and API 682.

Integral Wear Parts

Variety of API metallic and API non-metallic materials and coatings available.



Proven Service Experience

Hydraulic Rerates

Processes often change over time – causing pumps to run far from best efficiency point (BEP) with the associated reduction in reliability (MTBF).

We can perform a “hydraulic rerate” to your existing BB5 pump – moving the BEP to the left without any hydraulic changes. The modified pump’s operation is closer to the BEP with increased efficiency and reliability.



Drop-In Replacements


Our drop-in replacements allow you to get a new BB5 pump without replacing your existing piping and baseplate – saving you \$10,000s in site costs while reducing emissions and improving MTBF.

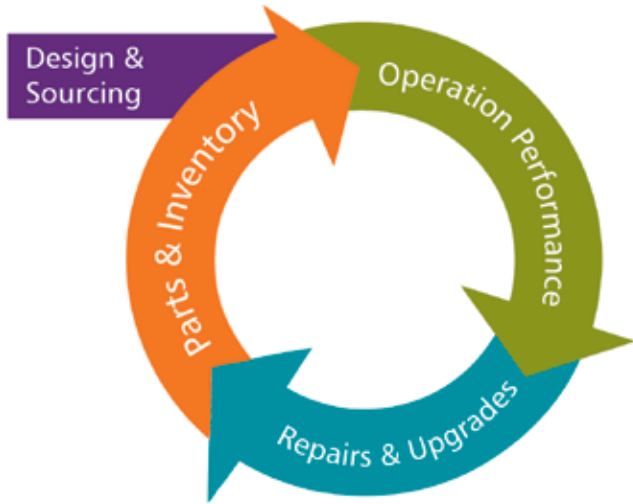
We customize our BB5 casing nozzles and/or foot locations, offering you the best of both worlds – new pump with existing piping and site work.



Engineered Upgrades for All Brands

Older pumps don't comply with the more stringent latest editions of API. This causes many issues ranging from limited use of latest seal designs (API 682), potential seal emissions issues, poor reliability and MTBF, OEM parts becoming obsolete, and more. We perform engineered upgrades to your existing API Pump (any brand) - upgrading the power end, casing cover, shaft and seals to the latest API standards.





Reliability has no quitting time.

PRO Services provides an array of services focused on reducing equipment total cost of ownership (TCO) and increasing plant output, including predictive monitoring, maintenance contracts, field service, engineered upgrades, inventory management, and overhauls for pumps and other rotating equipment.



PRO Services provides OEM parts for Goulds Pumps, Bornemann Pumps, AC, Morris, Goynes, CB, HVC, UXN and ROV in a timely manner to meet end user requirements. Significant levels of inventory and quick response capability provides the necessary programs to meet all repair needs.

PRO Services provides programs of reliability services, energy assessments, asset management and training. These can be deployed as stand-alone or integrated solutions, tailored to the needs of your company.

PRO Services provides an array of repairs and upgrades services to extend equipment life. PRO Services helps customers develop effective maintenance and asset management programs to lower maintenance costs, improve uptime, reduce inventory costs and extend equipment life.



Visit our website at
www.gouldspumps.com

A Leader in API Engineered Pump Package Solutions

API Family of Pumps

Model 3700
OH-2



Model 3910
OH-3

Model 3620
3640
BB-2



Model 3610
BB-1



API Type	Goulds Model	Capacity GPM (M ³ /Hour)	TDH Feet (Meters)	Temperature °F (°C)	Pressure PSIG (kg/cm ²)
OH-2	3700	8500 (1930)	1200 (360)	800 (425)	870 (60)
OH-3	3910	6000 (1360)	750 (230)	650 (340)	600 (42)
BB-1	3610	50000 (11355)	700 (215)	300 (150)	300 (21)
BB-2	3640	7500 (1700)	2500 (760)	850 (455)	1130 (75)
BB-2	3620	20000 (4540)	1500 (455)	850 (455)	1000 (70)
BB-3	3600	8500 (1930)	9000 (2740)	400 (205)	4000 (275)
BB-5	7200CB	4000 (910)	9000 (2740)	800 (425)	4000 (275)
VS4	API 3171	3180 (720)	525 (160)	450 (232)	750 (50)
VS1	VIT	70000 (14760)	3500 (1060)	500 (260)	2500 (175)
VS6	VIC	70000 (14760)	3500 (1060)	500 (260)	2500 (175)



Model 3600
BB-3



Model 7200CB
BB-5



ENGINEERED FOR LIFE

240 Fall Street
Seneca Falls, NY 13148
www.itt.com

© 2012 Goulds Pumps, Incorporated
A subsidiary of ITT Corporation

Form B7200CB 04/13