




**A050 - 1/2 INCH AIR OPERATED DOUBLE DIAPHRAGM PUMP**



# A050 1/2" PUMP



## 1/2" ALUMINUM

- NPT or BSP Connections
- Zinc Plated Hardware
- Non-Metallic Muffler
- Suction Right / Discharge Right Standard Porting

## 1/2" STAINLESS STEEL

- NPT or BSP Connections
- Stainless Steel Hardware
- Non-Metallic Muffler
- Suction Right / Discharge Right Standard Porting

## SPECIFICATIONS

### Dimension

Air Inlet	1/4" FNPT
Liquid Inlet	1/2" FNPT/BSP & 1" MNPT/BSP
Liquid Outlet	1/2" FNPT/BSP & 1" MNPT/BSP
Weight	AL-10 lbs (4.5 kg)/SS-20 lbs (9.1 kg)

### Performance

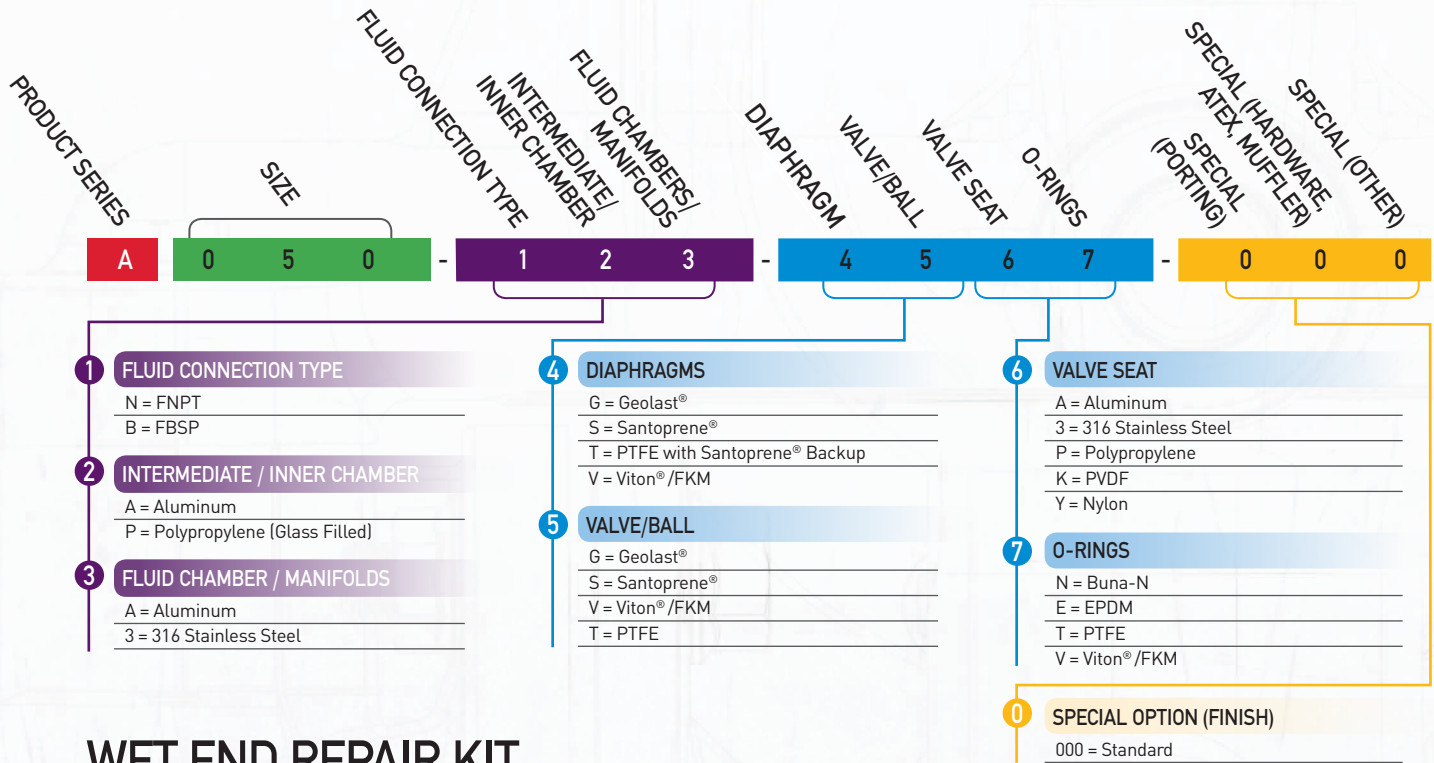
Max. Flow:	15 gpm (56.8 lpm)
Max. Air Pressure:	120 psi (8.3 bar)
Max. Solids:	1/8" (3.2 mm)
Max. Suction Lift Dry:	15 ft-H <sub>2</sub> O (4.5 m-H <sub>2</sub> O)
Max. Suction Lift Dry with PTFE:	14 ft-H <sub>2</sub> O (4.3 m-H <sub>2</sub> O)
Max. Suction Lift Wet:	31 ft-H <sub>2</sub> O (9.4 m-H <sub>2</sub> O)
Noise Level (with muffler):	80 dB (102 none)



\*Coming soon

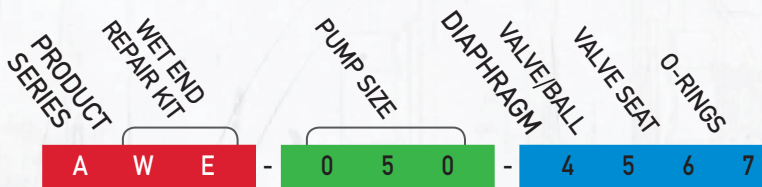


# A050 1/2" MODEL DESIGNATION MATRIX



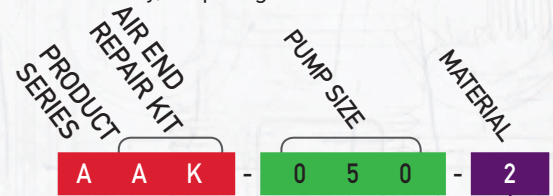
## WET END REPAIR KIT

Wet end kit contains 2 diaphragms, (2 back-up diaphragms if required), 4 balls, 4 seats, and 4 seat o-rings.



## AIR END REPAIR KIT

Air end repair kit contains pilot sleeve assembly, diaphragm rod and main air valve.



**INTERMEDIATE / INNER CHAMBER**  
A = Aluminum  
P = Polypropylene (Glass Filled)

## QUICK SHIP CONFIGURATIONS

Ships in All-Flo Standard Lead Time

### STOCK PUMP MODELS


#### FNPT Connection

A050-NAA-GGAN-000  
A050-NAA-TTAT-000  
A050-NAA-SSAE-000  
A050-NA3-SS3E-000  
A050-NA3-TT3T-000

#### FBSP Connection

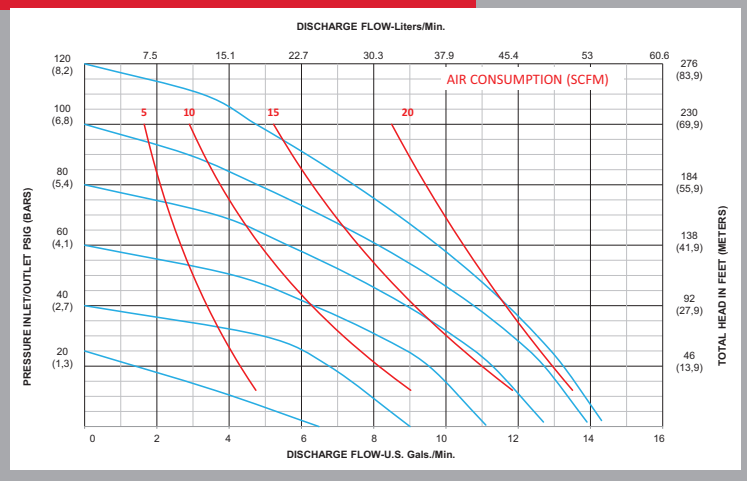
A050-BAA-GGAN-000  
A050-BAA-TTAT-000  
A050-BAA-SSAE-000  
A050-BA3-SS3E-000  
A050-BA3-TT3T-000

Many additional pump configurations are available upon request. Lead time may vary depending on configuration. Please contact factory for more information.



# A050 1/2" PERFORMANCE CURVES

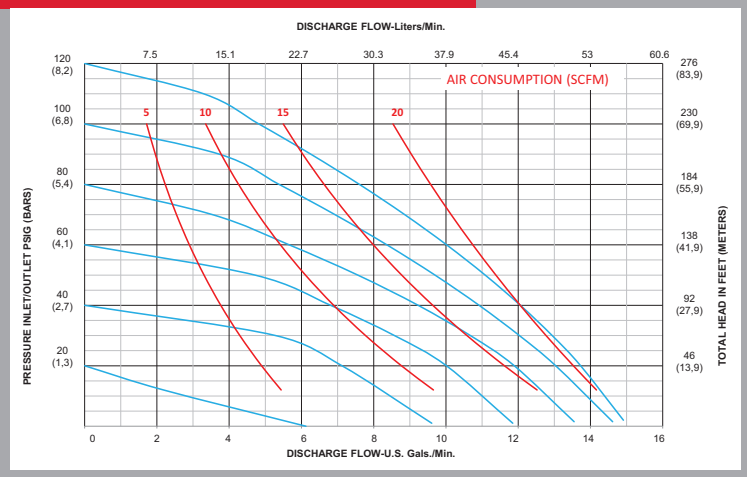
## PERFORMANCE CURVE (1/2" RUBBER)\*



## Performance Specifications

Max. Flow:	14 gpm (53.0 lpm)
Max. Air Pressure:	120 psi (8.3 bar)
Max. Solids:	1/8" (3.2 mm)
Max. Suction Lift Dry:	15 ft-H <sub>2</sub> O (4.5 m-H <sub>2</sub> O)
Max. Suction Lift Wet:	31 ft-H <sub>2</sub> O (9.4 m-H <sub>2</sub> O)
Weight:	AL-10 lbs (4.5 kg)/SS-20 lbs (9.1 kg)
Air Inlet:	1/4" FNPT
Liquid Inlet:	1/2" FNPT/BSP
Liquid Outlet:	1/2" FNPT/BSP
Height:	11.2" (284 mm)
Width:	10.3" (262 mm)
Depth:	6.4" (163 mm)**

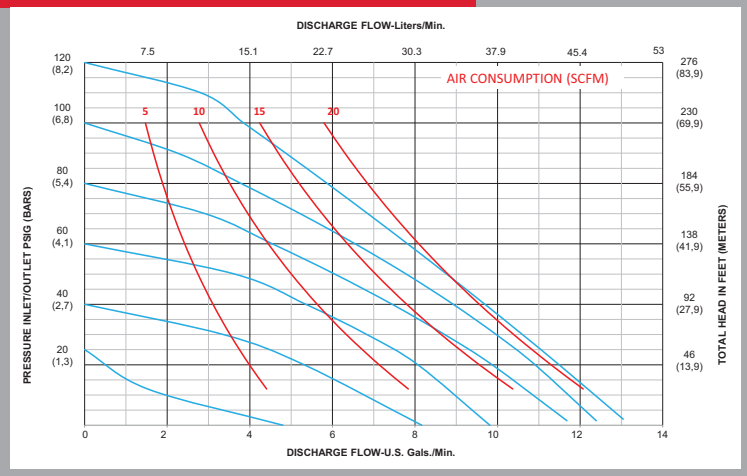
## PERFORMANCE CURVE (1/2" TPE)\*



## Performance Specifications

Max. Flow:	15 gpm (56.8 lpm)
Max. Air Pressure:	120 psi (8.3 bar)
Max. Solids:	1/8" (3.2 mm)
Max. Suction Lift Dry:	15 ft-H <sub>2</sub> O (4.5 m-H <sub>2</sub> O)
Max. Suction Lift Wet:	31 ft-H <sub>2</sub> O (9.4 m-H <sub>2</sub> O)
Weight:	AL-10 lbs (4.5 kg)/SS-20 lbs (9.1 kg)
Air Inlet:	1/4" FNPT
Liquid Inlet:	1/2" FNPT/BSP
Liquid Outlet:	1/2" FNPT/BSP
Height:	11.2" (284 mm)
Width:	10.3" (262 mm)
Depth:	6.4" (163 mm)**

## PERFORMANCE CURVE (1/2" PTFE)\*



## Performance Specifications

Max. Flow:	13 gpm (49.2 lpm)
Max. Air Pressure:	120 psi (8.3 bar)
Max. Solids:	1/8" (3.2 mm)
Max. Suction Lift Dry:	14 ft-H <sub>2</sub> O (4.3 m-H <sub>2</sub> O)
Max. Suction Lift Wet:	31 ft-H <sub>2</sub> O (9.4 m-H <sub>2</sub> O)
Weight:	AL-10 lbs (4.5 kg)/SS-20 lbs (9.1 kg)
Air Inlet:	1/4" FNPT
Liquid Inlet:	1/2" FNPT/BSP
Liquid Outlet:	1/2" FNPT/BSP
Height:	11.2" (284 mm)
Width:	10.3" (262 mm)
Depth:	6.4" (163 mm)**

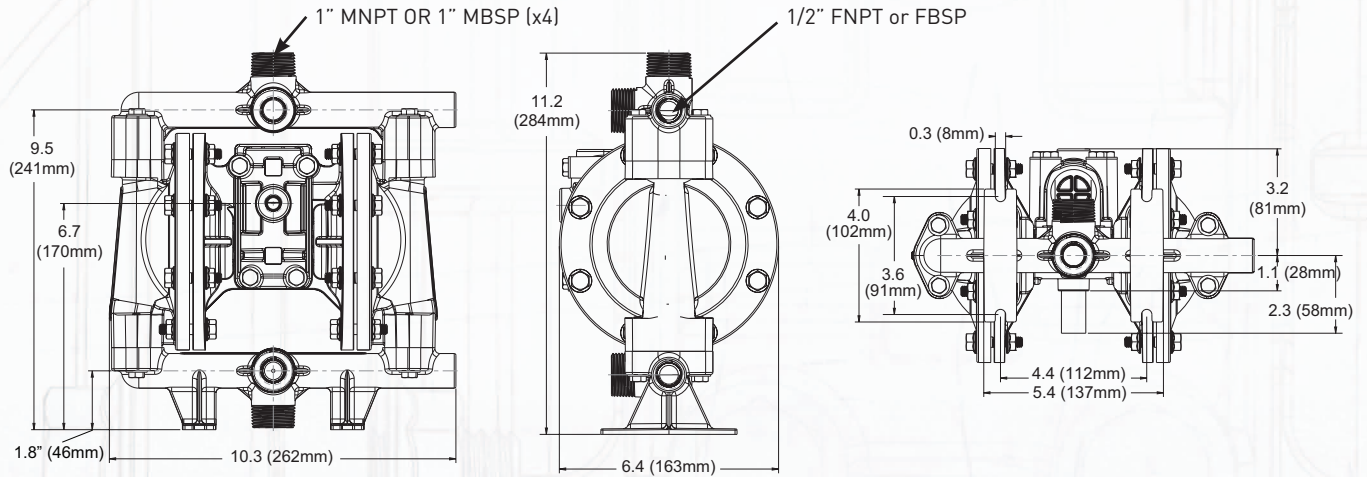
\*Flow rates indicated on all three charts shown were determined by pumping water at flooded suction, using an aluminum intermediate fitted pump. For optimum life and performance, pumps should be specified so that daily operation parameters will fall in the center of the pump performance curve. \*\*Polypropylene intermediate is 7.3" (185mm) deep.



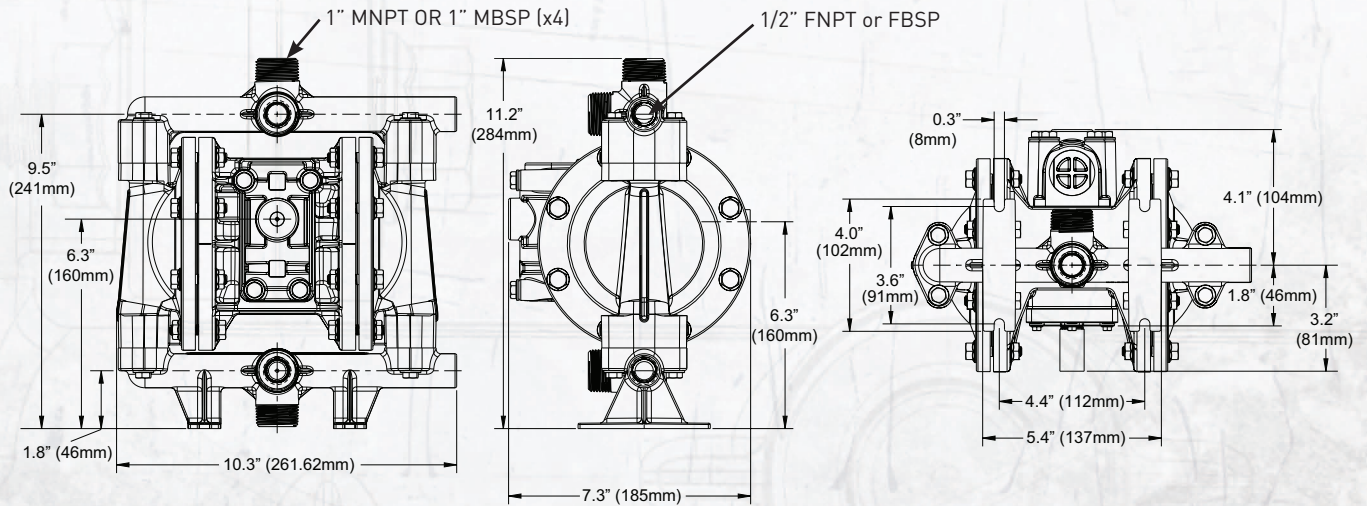


# A050 1/2" PUMP DIMENSIONS

## ALUMINUM INTERMEDIATE



## GLASS FILLED POLYPROPYLENE INTERMEDIATE



Note - Suction Right / Discharge Right are default ports. See part number matrix option code for additional porting options.

Viton® is a registered trademark of DuPont Performance Elastomers L.L.C.  
Geolast® is a registered trademark of ExxonMobil Chemical Co.  
Santoprene® is a registered trademark of ExxonMobil Chemical Co.





AUTO/PLATING & FINISHING



CERAMIC SLIP / GLAZE



CHEMICAL / PETROCHEMICAL



FOOD & BEVERAGE



MINING



OEMS



OIL & GAS / REFINERY



PAINT & COATING

ALL-FLO is committed to the pursuit of designing and manufacturing the highest quality product available to industry. Since the beginning in 1986, All-Flo engineers have used their extensive knowledge of today's engineered materials, advanced air system logic and manufacturing techniques to develop the superior group of lube-free, air-operated diaphragm pumps found in this catalog. Every pump is performance engineered and quality built to provide trouble-free service under the toughest conditions.

**YOUR AUTHORIZED ALL-FLO DISTRIBUTOR**



7750 Tyler Blvd.  
Mentor, Ohio 44060  
phone: 440.354.1700  
fax: 440.354.9466  
all-flo.com

13965-A50\_Rev\_A1